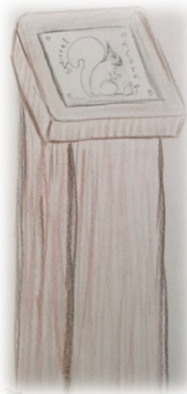


Public Art proposals, South East Chichester, Bartholomews Project.
Artist: Zoë Turton

Hello, my name is Zoë, my family and I have lived in the Chichester area for 9 years and love it here. I have a degree in Design and Public Art and a PGCE. I feel strongly that public art projects should have an element of engagement, add to people's wellbeing and be creative entities. Please find below three ideas I have been thinking about for this project.

Proposal 1 - Brass Rubbing Park Trail


My first proposal is a trail around the park made from a series of brass rubbing plates on posts. The brass rubbing images can be bespoke, therefore they can be created through a series of school/community workshop sessions.



I would wish to involve several community groups. I believe the Apuldram Centre run the cafe, and the closest schools are Portfield Primary and Rumboldwhyke Primary, these would be my first choice for initial contact.

I would choose a theme of fitness/wellbeing and nature as a starting point for the workshops.

A trail like this would be a fun and interactive addition to the park. Further investigation is required into a suitable small information panel that would be located near or on the cafe building wall as an interpretation point for the trail.



I believe this idea is very feasible with the current available funding and would bring something different to the park.

Costings

- 7 x Brass plaques on oak posts: £1848 (the Aluminium posts are more expensive but could be chosen if less were purchased. The Aluminium posts has anti-vandal/graffiti properties, are fully weather resistant and come with a 10 year guarantee against UV fading)
- Delivery cost: unknown
- 3 x school/community sessions: £600
- Installation cost: unknown (I would expect assistant from the Council Parks department regarding this)
- Small wall mounted interpretation panel & artwork: unknown
- Opening community event: unknown

Total: £2448 (Remainder for unknown costs: £552)

Proposal 2. Brass Rubbing Trail and Information panel

My second idea on the same theme as above is to have 5 brass rubbing posts and an Interpretation lectern to provide local information/history and game ideas to use alongside the posts, but with the cost of both the posts and the lectern there wouldn't be much funding left for the community engagement element. Further investigation into alternative information panels is required.

- 5 x Brass rubbing plaques and oak posts: £1320
- Aluminium Interpretation Lectern: £1026
- Delivery costs: unknown
- Artwork for plaques & lectern: £360
- 1 x workshop: £200
- Installation costs: unknown (I would expect assistant from the Council Parks department regarding this)

Total: £2906 (Remainder for unknown costs: £94)

Proposal 3 - Maze & Interpretation panel

My final proposal is a brick path maze built using the bricks from the demolished front entrance to the Bartholomews estate. Laid at ground level, with an accompanying information board.

Labyrinths/mazes can be enjoyed by all ages, young and old. They provide an activity which can encourage and stimulate creative thinking and relaxation.

For this project I would choose a traditional and simple labyrinth design. An open path of reflection and peace. The final design choice though could only be decided upon after further community engagement and the available space and budget have been finalised.

I strongly believe in community engagement and would wish to involve several community groups. I believe the Apuldram Centre run the cafe, and the closest schools are Portfield Primary and Rumboldwhyke Primary, these would be my first choice for initial contact.

I can plan, deliver and evaluate the workshops and help to design and layout the maze, but for the project to be a success and truly part of the community it needs the community to want it.

A strong community working group who are willing to get stuck in and dig as well as some specially organised 'come and help the dig days' to help promote the project as well as complete it would be essential. Forming partnerships with the councils' local parks departments and any other organisation that are willing to help would be of great benefit to.

The project would need access to running water and temporary storage for materials. Once the path is laid it would be easily mowed across like any other pathway minimising future upkeep. I have chosen the aluminium lectern as it has anti-vandal/graffiti properties, is fully weather resistant and comes with a 10 year guarantee against UV fading.

Costings

- Aluminium Interpretation Lectern: £1026
- Artwork for Lectern: £360
- 3 x school/community sessions: £600 (Inc: planning, delivery, evaluation and materials)
- Delivery cost: unknown
- Materials - Bricks, sand, paving fix: depends on scale, Unknown
- Installation of lectern cost: unknown (I would expect assistant from the Council Parks department regarding this)
- Temporary Storage: unknown
- Volunteer kitty: unknown
- Opening community event: unknown

Known Total: £1986

Remainder of known budget for unknown costs: £1014

NB: All costings are subject to change. Our current economic climates forces me to add this point.

Please find attached:

- Diagram of Florence Park showing possible layout/position for each of my ideas.
- Images of the aluminium lectern and brass rubbing posts.
- Images of other brick path mazes.







BRASS RUBBING PLAQUES ON OAK POSTS

- Best seller!
- Interactive
- Child friendly
- Free bespoke design service
- Large catalogue to choose from
- Security fittings
- Aluminium or solid oak posts



ALUMINIUM LECTERNS

- 3mm thick solid aluminium sign panel
- 5mm thick solid aluminium backer
- Aluminium frame
- Extremely durable
- Anti-vandal security fittings
- Powder coated in any colour of your choice
- UV resistant
- Standard sizes A0, A1, A2
- Bespoke sizes available
- Short lead time






*Fig.1. The pavement maze at Greys Court, Henley-on-Thames, Oxfordshire.
Image taken from the National Trust Website.*



*Fig. 2. The tiled castle and beacon of the Royal Windsor Maze in Goswell Park, Windsor.
Images taken from Komoot post by Edvard. Maze designed by A Fisher.*



*Fig. 3. Labyrinth in the grass at Parham Park in Sussex (Credit: Adrian Fisher/Adrian Fisher Design).
Image taken from the BBC article 'Inside the mind of a mazer'.*



*Fig.4. A Labyrinth at a hospital, Vancouver Island, Canada.
Image taken from, discoverlabyrinths.com*